



agency for persons with disabilities  
*State of Florida*

# **Agency for Persons with Disabilities Overview**

**House Health Care Appropriations  
Subcommittee**

**February 12, 2013**

**Rick Scott**  
Governor

**Barbara Palmer**  
Director



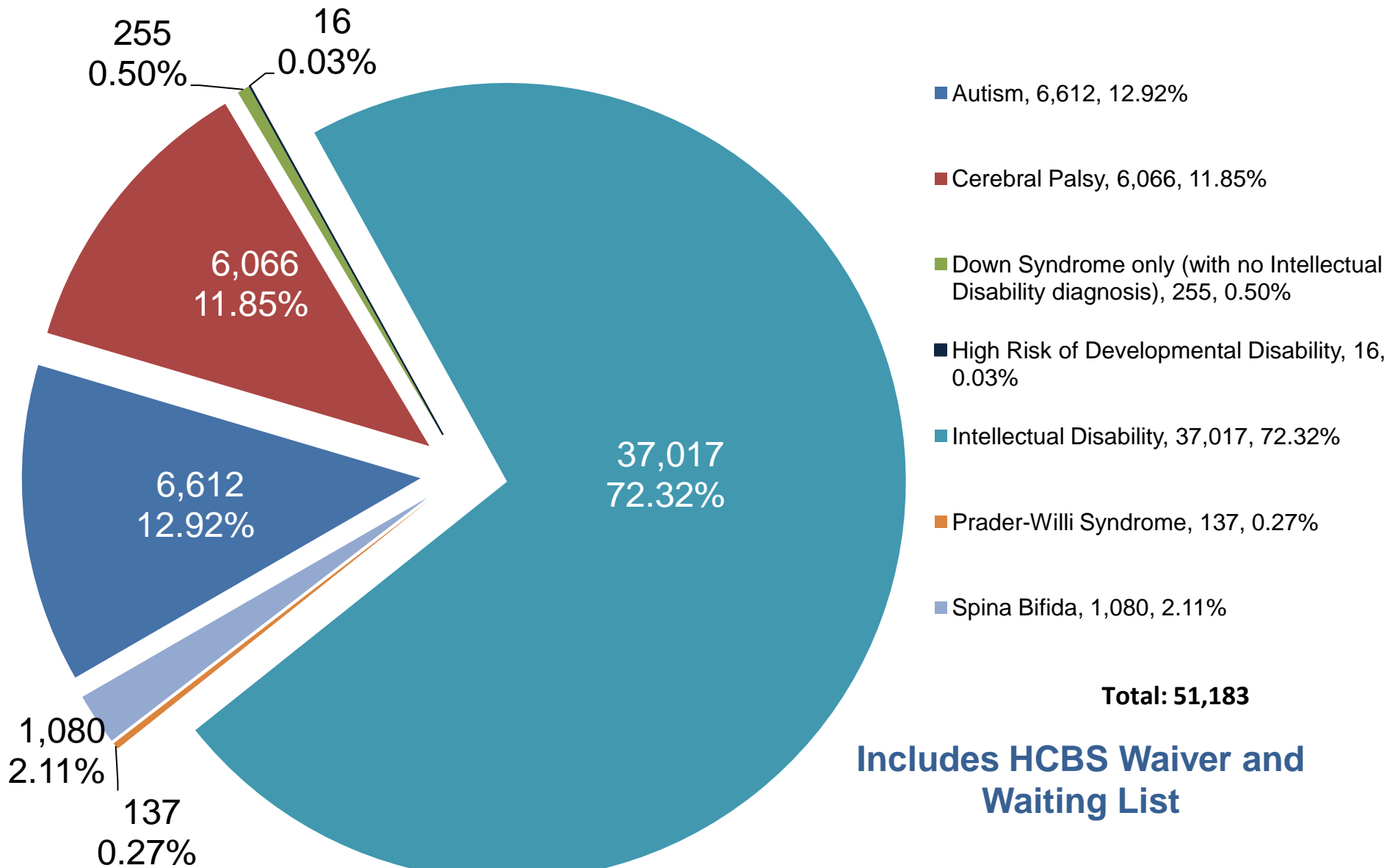
## **Legislative Authority**

S. 393.062, F.S.: “...the greatest priority shall be given to the development and implementation of community-based services that will enable individuals with developmental disabilities to achieve their greatest potential for independent and productive living, enable them to live in their own homes or in residences located in their own communities, and permit them to be diverted or removed from unnecessary institutional placements....”

## **Agency Mission**

The agency supports persons with developmental disabilities in living, learning, and working in their communities.

# Customers by Primary Disability





### **Medicaid Home and Community Based Services (HCBS) Waiver**

- Provides services in the community in lieu of more restrictive and expensive institutional programs
- State matches the federal Medicaid dollars out of General Revenue dollars

42.27% state dollars to  
57.73% federal dollars

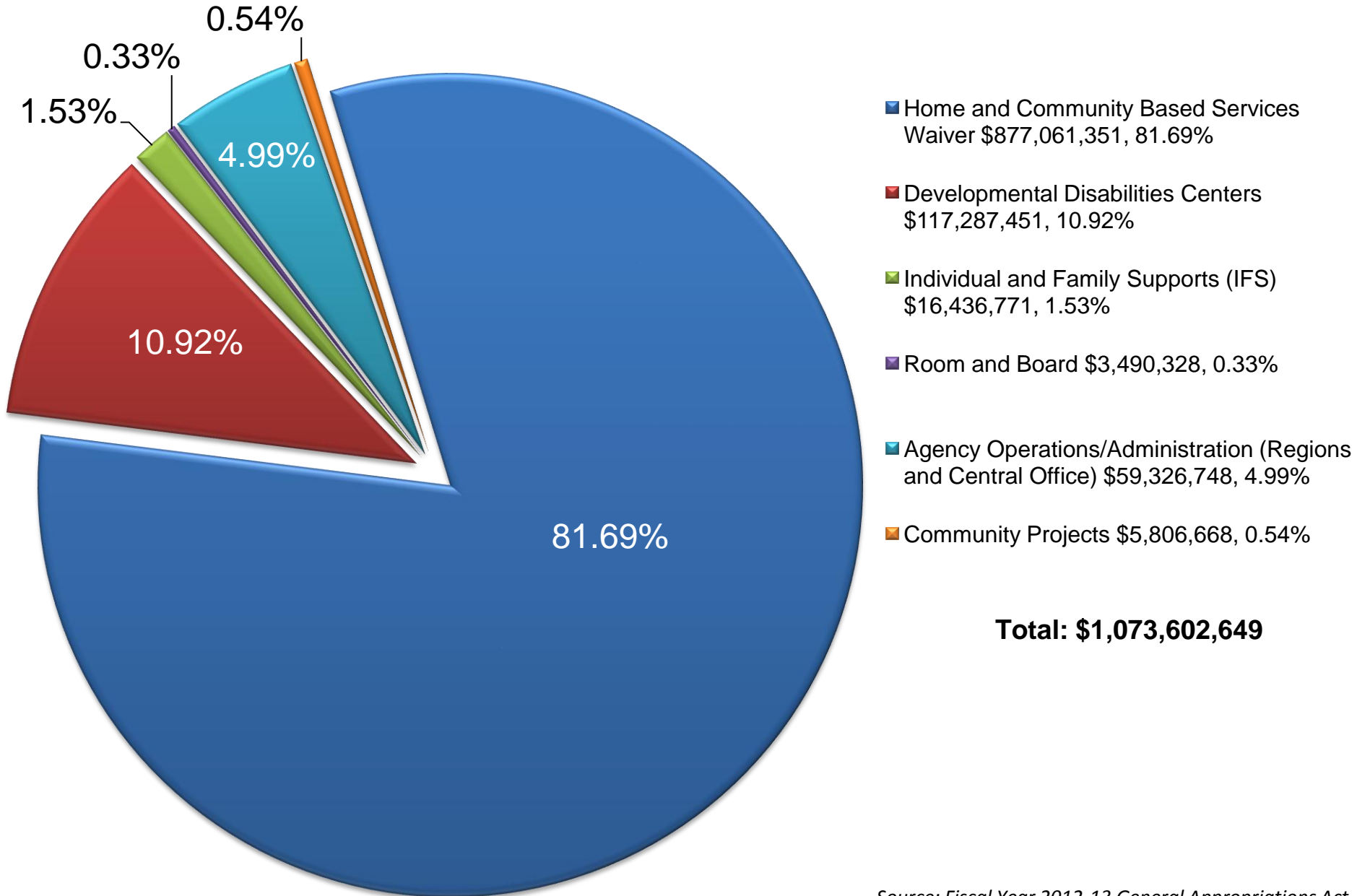
### **Individual and Family Supports (IFS)**

- Primary funding source for individuals who are not enrolled in the waiver
- Primarily Federal Social Services Block Grant (SSBG) dollars
- Includes a small portion of State Funded General Revenue that pays for services not covered under the SSBG such as medical and dental



<b>Developmental Disability Centers (DDCs)</b>	<b>Intermediate Care Facility/Developmental Disability</b>
<ul style="list-style-type: none"><li>• State-operated Intermediate Care Facilities for the Developmentally Disabled at Sunland and Tacachale</li><li>• Funded by the Medicaid program</li></ul>	<ul style="list-style-type: none"><li>• Privately operated and funded by Medicaid program, and licensed and administered by AHCA.</li><li>• APD authorizes admissions, determines the level of care of each resident, and performs continued stay reviews every six months.</li></ul>
<b>Forensic</b>	
<ul style="list-style-type: none"><li>• Mentally Retarded Defendant Program (MRDP)</li><li>• Forensic programs at Sunland and Tacachale</li></ul>	

# Agency Appropriations by Major Programs Fiscal Year 2012-13



Source: Fiscal Year 2012-13 General Appropriations Act,  
Chapter 2012-118, Laws of Florida



# Agency Priorities

## Agency Initiatives

### Fiscal Accountability

APD operates within the limits set forth in the General Appropriations Act.

### Quality Services

Ability to measure and track performance to ensure the highest quality care.

## Community Initiatives

### Employment

People with developmental disabilities who desire work are competitively employed.

### Waitlist

APD adopts national and local best practices to serve people on the waitlist efficiently and effectively.



## Agency Priorities

- **Fiscal Accountability/Cost-Containment**
  - The Home and Community Based Services (HCBS) waiver program currently has a \$39.9 million (\$17.02 million GR) carry-forward deficit (from prior years)
  - However, APD projects expenditures to be within appropriations for Fiscal Year 2012 – 13 in the HCBS waiver program
  - As a result of cost-containment efforts between the Legislature, the Governor's Office, and APD, the Agency's waiver expenditures were reduced by more than \$70 million during Fiscal Year 2011 – 12 while still ensuring customer health, safety, and community living





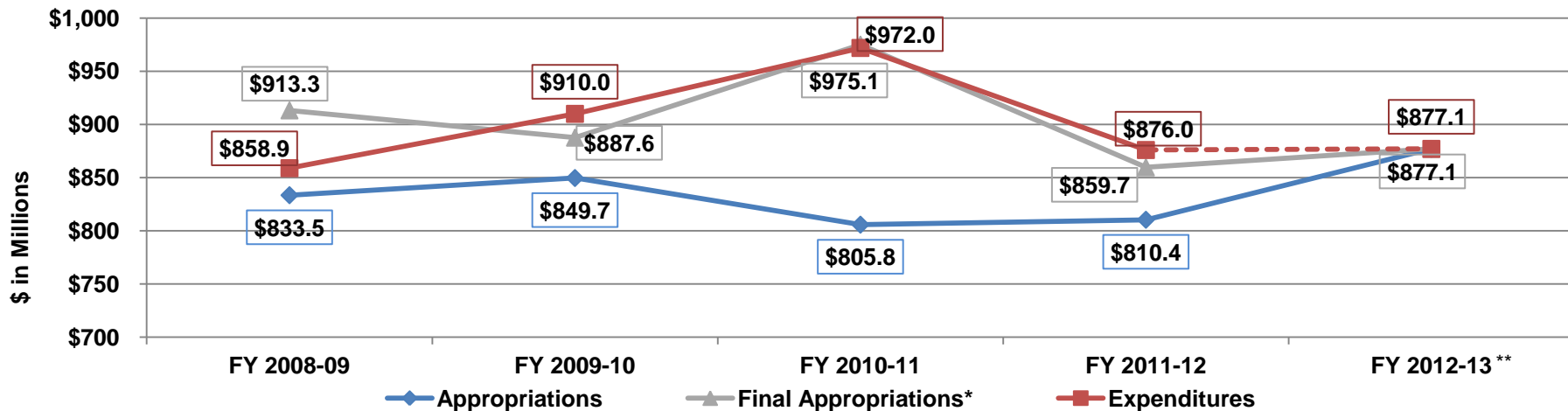
# agency for persons with disabilities

## State of Florida

APD Monthly Surplus/Deficit Report - Expanded Analysis					
				Without QEC	With QEC
FY 2012-13 APD Waiver Expenditures	Initial Forecast Expenditures	GR Budget Forecast	Actual Expenditures	GR Budget Forecast less Expenditures	Initial Budget Forecast less Expenditures
Appropriation		\$ 343,208,923		This column shows the difference of the GR budget forecast and actual expenditure by month	This column shows the difference of the Initial GR budget forecast and actual expenditure by month
Appropriation Qualified Expenditure Category (QEC)*		\$ 27,524,911			
FMAP Adjustment					
Other Adjustments					
Adjusted Appropriation		\$ 370,733,834			
July Expenditures	\$ 8,738,460	\$ 8,089,678	\$ 7,715,318	\$ 374,360	1,023,142
August Expenditures	\$ 33,538,789	\$ 31,048,722	\$ 34,484,637	\$ (3,435,915)	(945,848)
September Expenditures	\$ 26,817,559	\$ 24,826,506	\$ 27,296,480	\$ (2,469,974)	(478,921)
October Expenditures	\$ 35,497,209	\$ 32,861,740	\$ 36,589,562	\$ (3,727,822)	(1,092,353)
November Expenditures	\$ 28,570,825	\$ 26,449,601	\$ 23,809,677	\$ 2,639,924	4,761,148
December Expenditures	\$ 29,852,772	\$ 27,636,371	\$ 36,342,991	\$ (8,706,620)	(6,490,219)
January Expenditures	\$ 32,849,004	\$ 30,410,150	\$ 26,330,608	\$ 4,079,542	6,518,396
February Expenditures	\$ 27,568,047	\$ 25,521,274	\$ -		
March Expenditures	\$ 29,091,096	\$ 26,931,245	\$ -		
April Expenditures	\$ 27,627,304	\$ 25,576,131	\$ -		
May Expenditures	\$ 34,521,915	\$ 31,958,856	\$ -		
June Expenditures	\$ 29,259,670	\$ 27,087,304	\$ -		
Certified Forward – July	\$ 23,642,872	\$ 21,887,521	\$ -		
Certified Forward – August	\$ 2,185,655	\$ 2,023,382	\$ -		
Certified Forward – September	\$ 972,658	\$ 900,443	\$ -		
Total FY 12-13 Actual Expenditures				\$ (11,246,506)	3,295,345
FY 2011-12 Carry Forward Balance				\$ (17,020,370)	(17,020,370)
Total Projected APD Waiver Balance	\$ 370,733,834	\$ 343,208,923		\$ (28,266,876)	(13,725,025)

# Expenditures History

APD HOME AND COMMUNITY BASED SERVICES (HCBS) WAIVER APPROPRIATIONS COMPARED TO EXPENDITURES

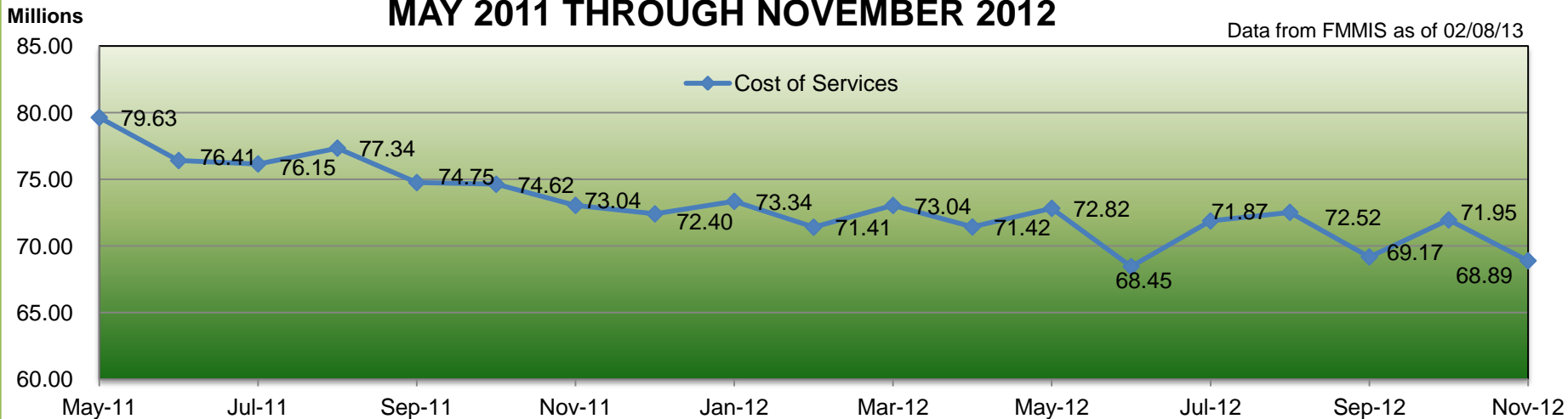


\*Final Appropriations include any supplemental appropriations and budget amendments

\*\* Fiscal Year 2012-13 has a \$39.9 million (\$17.02 million GR) carry-forward deficit

Updated as of 11/16/12

TOTAL WAIVER EXPENDITURES BY MONTH OF SERVICE  
MAY 2011 THROUGH NOVEMBER 2012



Data from FMMIS as of 02/08/13



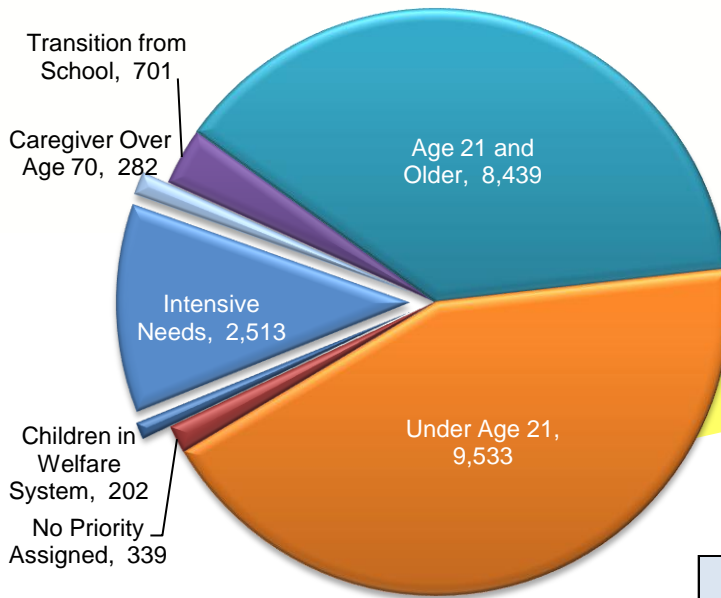
## Agency Priorities

- **Employment**
  - Approximately 3,100 APD customers are competitively employed and are making an average of \$8.49 per hour
  - Over 9,000 APD Customers would like to be competitively employed and APD is working diligently with public and private partners to assist these individuals
  - A specific focus will be placed on assisting those that are in transition from the school system to post high school employment (age 16-24)

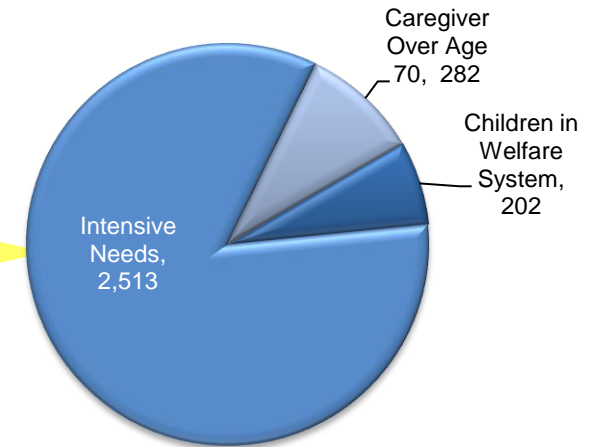


# Agency Priorities - Waiting List

**Total Waiting List by Category**  
Total = 22,009



**Waiting List Areas of Focus**  
Total = 2,997



General Revenue	Federal Match	Total Funding	Projected # Waitlist Clients Added to Waiver	% Waitlist Clients Served From Areas of Focus
\$ 10,000,000	\$ 14,195,500	\$ 24,195,500	484-756	16.1%-25.2%
\$ 15,000,000	\$ 21,293,249	\$ 36,293,249	726-1,134	24.2%-37.8%
\$ 20,000,000	\$ 28,390,999	\$ 48,390,999	968-1,512	32.3%-50.5%
\$ 25,000,000	\$ 35,488,749	\$ 60,488,749	1,210-1,890	40.4%-63.1%
\$ 30,000,000	\$ 42,586,499	\$ 72,586,499	1,452-2,268	48.4%-75.7%
\$ 40,000,000	\$ 56,781,999	\$ 96,781,999	1,936-3,024	64.6%-100.9%
\$ 50,000,000	\$ 70,977,498	\$ 120,977,498	2,420-3,781	80.7%-126.1%

Based on cost plan ranges from \$32,000 to \$50,000.

If funding exceeds 100% of Areas of Focus, additional waitlist clients can be transitioned from other categories based on level of need. (Updated to reflect FMAP change for 11/2012.)

Source: APD Agency Allocation, Budget, and Contract Control (ABC) System as of November 1, 2012



## Agency Priorities – Quality Service Regions

### **Northwest Region (850) 487-1992**

Bay, Calhoun, Escambia, Franklin, Gadsden, Gulf, Holmes, Jackson, Jefferson, Leon, Liberty, Okaloosa, Santa Rosa, Wakulla, Walton, and Washington counties

### **Northeast Region (904) 992-2440**

Alachua, Baker, Bradford, Clay, Columbia, Dixie, Duval, Flagler, Gilchrist, Hamilton, Lafayette, Levy, Madison, Nassau, Putnam, St. Johns, SuwanneeTaylor, Union, and Volusia counties

### **Central Region (407) 245-0440**

Brevard, Citrus, Hardee, Hernando, Highlands, Indian River, Lake, Marion, Martin, Okeechobee, Orange, Osceola, Polk, Seminole, St. Lucie, and Sumter counties

### **Suncoast Region (813) 233-4300**

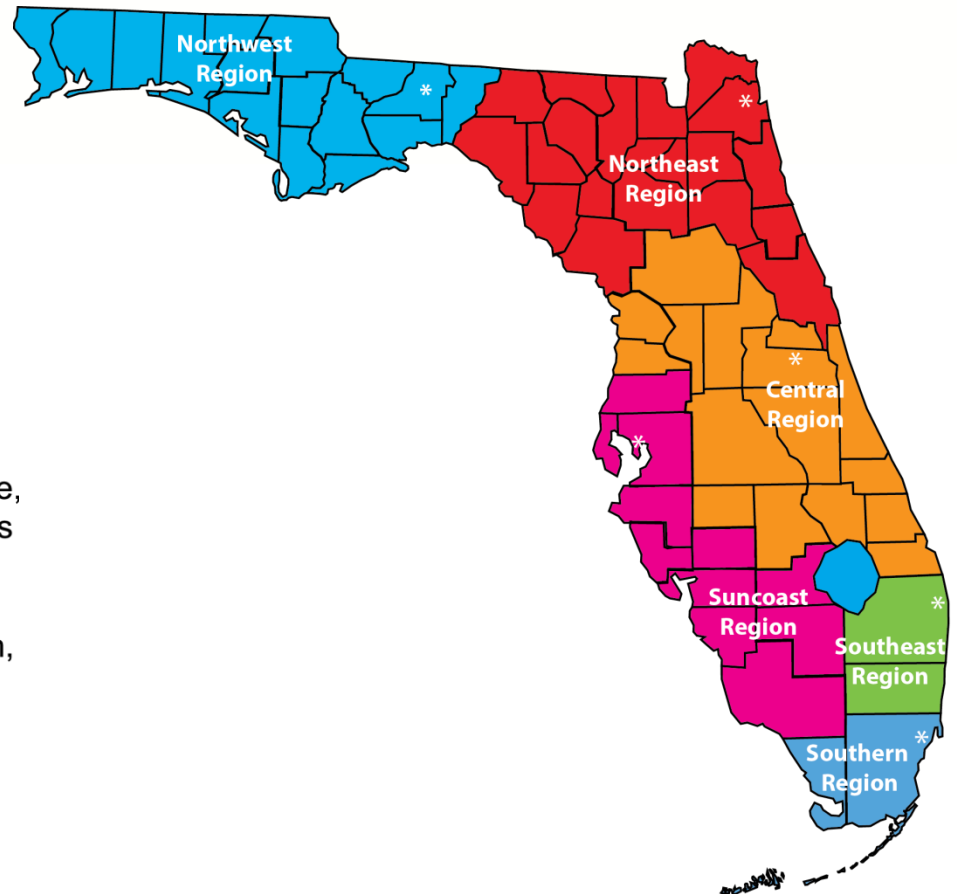
Charlotte, Collier, DeSoto, Glades, Hendry, Hillsborough, Lee, Manatee, Pasco, Pinellas, and Sarasota counties

### **Southeast Region (561) 837-5564**

Broward and Palm Beach counties

### **Southern Region (305) 349-1478**

Dade and Monroe counties





# iBudget

## Simplicity, Equity, Self-Direction, Sustainability

- Approved by both the Legislature and the federal government
- Customers have better access to a wide range of services within their individual annual budget amount
- Customers will have flexibility to use the funding for necessary services as long as their health and safety needs are covered
- Provides for financial predictability within the HCBS Medicaid waiver while making the funding process fair and equitable for all waiver customers
- APD worked with a diverse group of stakeholders: individuals with developmental disabilities, families, waiver support coordinators, and providers
- Total enrolled as of January 14, 2013 is 19,866 customers
- Of the total enrolled, 2,281 (11.4%) iBudget customers have requested a hearing
- Pending legal challenges are being addressed





# iBudget Implementation Schedule

- Northwest Region– **2,921 customers**
  - Areas 1 and 2 from Pensacola to Tallahassee on April 1, 2012
- Northeast Region and Central Region– **4,741 customers**
  - Northeast (Areas 4 (Jacksonville), 12 (Daytona Beach)) and Central (Area 13 (Ocala)) on July 1, 2012
- Northeast Region and Central Region – **5,559 customers**
  - Northeast (Areas 3 (Gainesville)) and Central (Area 7 (Orlando), 14 (Lakeland), and 15 (Fort Pierce)) on October 1, 2012
- Suncoast Region – **6,125 customers**
  - Areas 23 and 8 from Tampa to Fort Myers on January 1, 2013
- Southeast Region – **3,812 customers**
  - Areas 9 and 10 from West Palm Beach to Fort Lauderdale on April 1, 2013
- Southern Region – **5,815 customers**
  - (Area 11, Miami-Dade and CDC+ Statewide) on July 1, 2013



# Highlights from Governor's Recommendations

- **Additional Funding to Serve Waiting List**  
\$15 million GR; \$21.3 million TF; \$36.3 million Total
- **Employment and Internship Supports**  
\$2.5 million GR
- **Resources to Address Carry Forward Deficit and Waiver Funds from FY 2011-2012**  
\$17 million GR; \$23.2 million Trust Funds; \$40.2 million Total
- **Electronic Visit Verification and Central Customer Record**  
\$700,878 GR; \$700,878 TF; \$1,401,756 Total
- **Fixed Capital Outlay – Maintenance and Repair**  
\$2 million GR





# Thank you

Director Barbara Palmer  
(850) 488-1558  
Barbara\_Palmer@apd.state.fl.us  
apdcares.org